


AUTUMN &
WINTER

2016



LOUISA JANE INTERIORS



Newsletter Autumn & Winter 2016

The temperature has dropped in the last few days - its time to start thinking ahead to cosy fires and warm throws. This means less time outdoors and more time spent in your home. But are you ready? Heres a quick fix guide to transforming your home so its the best it can be for all those winter dinner parties after a long summer outdoors.....

“Its not what we say or think that defines us but what we do”

Jane Austin

10 Quick ways to transform your home

Paint a blackboard wall

Lakeland paints “chalkboard blackboard” comes in a huge range of colours, so your blackboard can be anything from sky blue to sunshine yellow. Make a feature wall in a utility room, landing, play room or simply paint an alcove, cloakroom or cupboard doors.

Update your wall art

Frame Flora and fauna - Press plants between differently sized transparent glass frames for natural art. Try Oliver bonas or cox & cox for a good selection of Frames. Alternatively if botanicals are less your thing look in the gift card section to find some fun and interesting pictures that can be framed to instantly up date your space.

Transform worn chairs

Stripping and staining old wooden frames can make an amazing difference to your room and tired old things can quickly become key pieces. Paint stripping is time consuming but you can usually find a good paint stripper locally, who can dip and sand a chair for roughly £40.

Update your light fittings

Lighting can really transform a room and doesn't have to cost a fortune. Go to Dunelmills.com or amara.com for some cool fittings.

Create a grand entrance

A new front door colour as the seasons change is a great way to lift your mood and its the first impression as people enter your home. You could also bring a touch of class with new door furniture, try antiquedoorknockers.co.uk for a knocker or letterbox.

Re arrange furniture

Moving furniture around a room or in to different rooms can really improve your home. You don't often know until you try it. so have a go at moving the bed so its facing the window, turn the sofa around or get rid of that tatty old table that you never really like anyway...

Featured on  houzz



Favourite Retailers.....



www.amara.com

Amara have a great selection from key designers, I love their selection of wallpapers and lighting.

HOME STAGING



Whether you are home staging to optimise the sale of your property or looking for some affordable alterations for your home, [louisajaneinteriors](http://louisajaneinteriors.com) can help.

Bespoke your headboard

Make a padded headboard with some foam and ply wood covered in a gorgeous velvet to bring a splash of colour and glamour to any bedroom. If DIY isn't your thing, find a local upholstery to do it for you... they could even add a few contrasting buttons...

Change your cushions

Buying a new sofa can be pricey but updating the cushions or adding a throw down the centre can dramatically change the look. Adding a splash of colour or a new texture will bring depth and focus to a room.

Paint the doors

Paint your interior doors and frames in a contrasting colour. Blue doors and frames look great amongst whites and greys on the walls. For a more subtle approach paint the doors and frames in a darker shade of the same colour than that on your walls. For instance if your walls are painted in Rolling fog pale No 158 Little Greene then paint the doors in rolling fog. The finish is warm and balanced.

Power wash

Power washing your patio will instantly brighten and lift your outdoor space after a hardworking summer. You can also power wash front paths, driveways, steps and outdoor furniture before revarnishing for the winter...

Bring on the warm jumpers and cosy fires....

